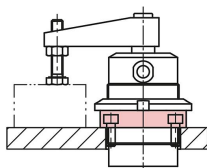


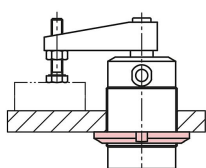
Item description/product images



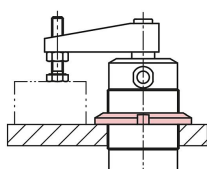
Installation examples:



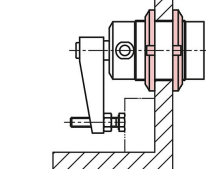
With threaded flange and slotted round nut.



With a slotted round nut from below.



With a slotted round nut from above.



With two slotted round nuts.

Description

Material:

Body aluminium.
Piston steel.

Version:

Body black anodised.
Piston hard chrome-plated

Note:

Screw-in pneumatic swing clamps find use where low clamping forces suffice and where the clamping point has to be cleared to enable placing or removing the workpiece.

The design enables space saving installation. The screw-in bolt can be used to adjust the height of the swing clamp. The clamp is suitable for a sunken mounting in a fixture.

Due to the double-acting function of the clamp, pressure is used to move the piston downwards and upwards.

The total travel of the swing clamp consists of the swing travel and the clamping travel. At the start of the clamping process, the clamping arm performs a 90° swing movement. When this movement is completed, the linear down clamping travel is carried out. The workpiece must only be clamped using the clamping travel.

The swing clamp must not be constrained in its swinging action. F1 = at 6 bar max. permitted operating pressure.

The screw-in swing clamp can be fastened using a DIN 70852 slotted round nut (07590-05) or a threaded flange (05610-20).

The swing clamp must only be operated using lubricated air.

Including screw and lock washer for fastening the clamping arms which are available as accessories.

Clamping arm, slotted round nut and threaded flange are not supplied.

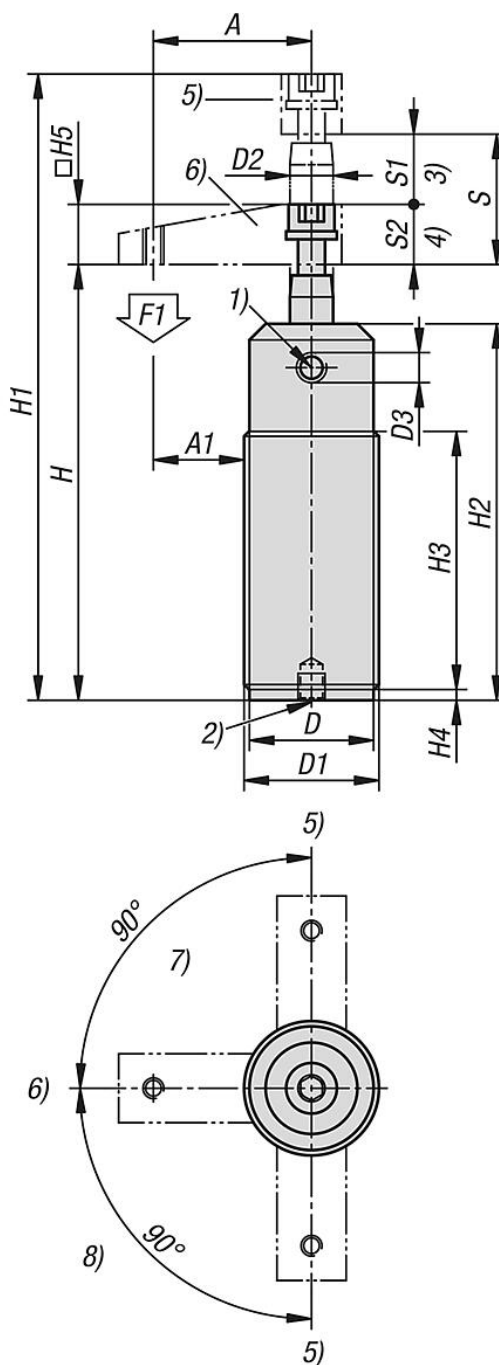
Accessory:

05620 Clamping arm for swing clamp.
07590-05 DIN 70852 slotted round nut.
05610-20 threaded flange.

Drawing reference:

- 1) Clamping
- 2) Releasing
- 3) Swing travel
- 4) Clamping travel
- 5) Relaxed
- 6) Tensioned
- 7) Left swinging
- 8) Right swinging

Drawings



Overview of items

Order No.	Size	Version 2	Form definition	A	A1	D	D1	D2	D3	D4
05610-05-112	12	screw-on	swivel to the right	35	22,5	22,5	M25x1,5	8	M5	M5
05610-05-116	16	screw-on	swivel to the right	41	26	27,5	M30x1,5	8	M5	M5
05610-05-120	20	screw-on	swivel to the right	48	30,5	32,5	M35x1,5	12	M5	M8
05610-05-125	25	screw-on	swivel to the right	50	30	38	M40x1,5	14	M5	M8
05610-05-132	32	screw-on	swivel to the right	60	35	48	M50x1,5	16	G1/8	M8
05610-05-140	40	screw-on	swivel to the right	70	42,5	53	M55x1,5	16	G1/8	M8
05610-05-150	50	screw-on	swivel to the right	80	47,5	62	M65x1,5	20	G1/8	M10
05610-05-163	63	screw-on	swivel to the right	90	50	77	M80x1,5	20	G1/8	M10
05610-05-212	12	screw-on	swivel to the left	35	22,5	22,5	M25x1,5	8	M5	M5
05610-05-216	16	screw-on	swivel to the left	41	26	27,5	M30x1,5	8	M5	M5

Overview of items

Order No.	Size	Version 2	Form definition	A	A1	D	D1	D2	D3	D4
05610-05-220	20	screw-on	swivel to the left	48	30,5	32,5	M35x1,5	12	M5	M8
05610-05-225	25	screw-on	swivel to the left	50	30	38	M40x1,5	14	M5	M8
05610-05-232	32	screw-on	swivel to the left	60	35	48	M50x1,5	16	G1/8	M8
05610-05-240	40	screw-on	swivel to the left	70	42,5	53	M55X1,5	16	G1/8	M8
05610-05-250	50	screw-on	swivel to the left	80	47,5	62	M65X1,5	20	G1/8	M10
05610-05-263	63	screw-on	swivel to the left	90	50	77	M80X1,5	20	G1/8	M10

Order No.	H	H1	H2	H3	H4	H5	S1	S2	Travel S	F1 N
05610-05-112	74,9	104,5	70	48	2	12	9	8,6	17,6	40
05610-05-116	75	108,5	70	48	2	16	9	8,5	17,5	90
05610-05-120	90,5	136,5	85,1	63,1	2	19	12	15	27	120
05610-05-125	73	118	70	35	12	16	13	13	26	210
05610-05-132	83	132	79	40	15	19	14	14	28	370
05610-05-140	87	136	83	45	15	19	14	16	30	650
05610-05-150	92	148	87	50	15	25,4	16	16	32	1020
05610-05-163	98	153	92	56	15	25,4	16	14	30	1720
05610-05-212	74,9	104,5	70	48	2	12	9	8,6	17,6	40
05610-05-216	75	108,5	70	48	2	16	9	8,5	17,5	90
05610-05-220	90,5	136,5	85,1	63,1	2	19	12	15	27	120
05610-05-225	73	118	70	35	12	16	13	13	26	210
05610-05-232	83	132	79	40	15	19	14	14	28	370
05610-05-240	87	136	83	45	15	19	14	16	30	650
05610-05-250	92	148	87	50	15	25,4	16	16	32	1020
05610-05-263	98	153	92	56	15	25,4	16	14	30	1720