


Item description/product images



Description

Product description:

Clamped using compressed air. If the pressure fails, tension is retained by a spring. A spring force of 6 N must be overcome to release the positioning adapters using compressed air.

Material:

Body, stainless steel.
Seal, NBR.

Version:

Stainless steel bright.

Note for ordering:

M3x28 cap screws for fastening from below are supplied.
M4 cap screws for fastening from above are not supplied.

Note:

Installed dimensions for plate thickness 6 mm.

The stated clamping and retaining forces are related to an operating pressure of 0.5 Mpa.

When using several positioning units, the distance tolerance of ± 0.1 mm should not be exceeded.

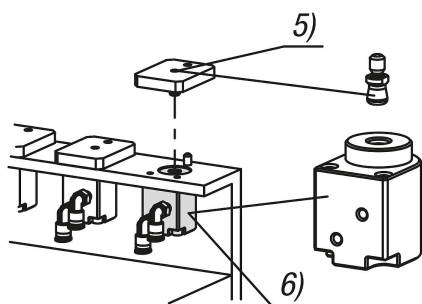
Repeat accuracy ± 0.2 mm.

Accessory:

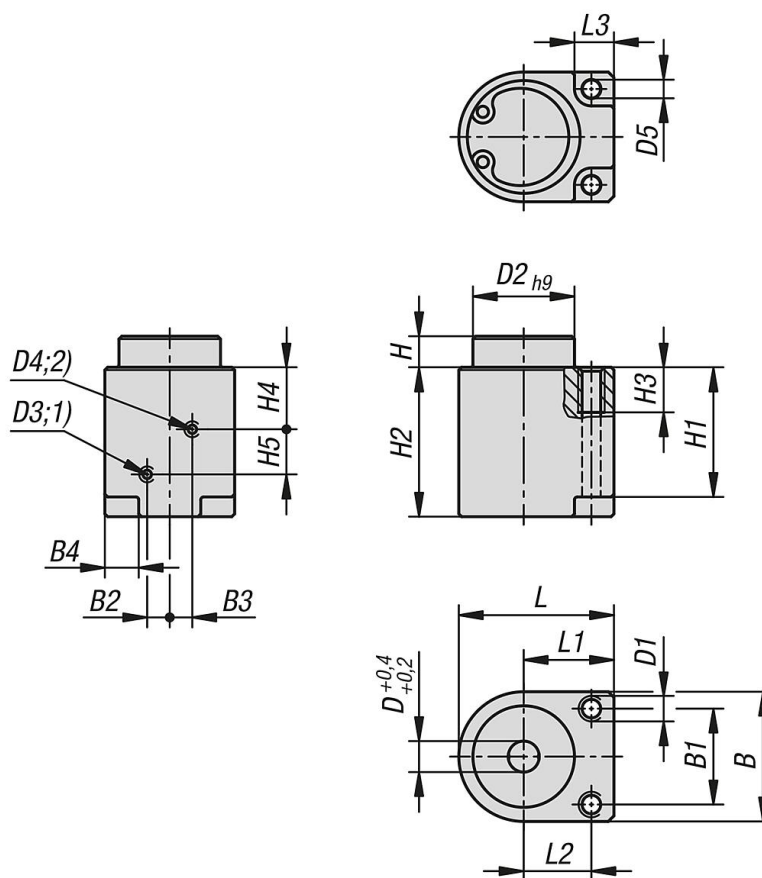
Clamping pins 03192-25.

Drawing reference:

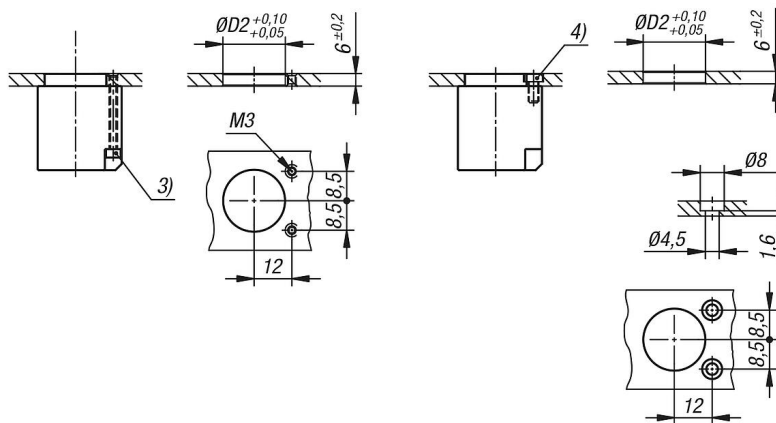
- 1) "Clamping" connection
- 2) "Release" connection
- 3) M3 cap screw
- 4) M4 cap screw
- 5) Clamping pin
- 6) Locating fixture



Drawings



mounting instructions:



Overview of items

Order No.	B	B1	B2	B3	B4	D	D1	D2	D3	D4	D5	H	H1	H2
03161-16-0618	23	17	4	4	6	6	M4	18	M3	M3	3,3	5,5	23	26,5

Order No.	H3	H4	H5	L	L1	L2	L3	Operating pressure MPa	F=clamping force N (Pneu. clamped)	F1=Retaining force N (spring-loaded)	Holding force N
03161-16-0618	8	11	8	27,5	16	12	7	0,3 - 0,7	40	6	100

