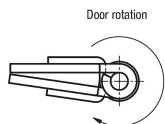


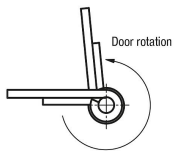
Item description/product images



Hinges with closing spring



Hinges with opening spring



Description

Material:

Steel or 1.4301 stainless steel.
Tension spring stainless steel.

Version:

Steel bright or electro zinc-plated.
Stainless steel bright.

Note:

Barrel hinges.
Opening angle 270°.

Opening spring torque:

$M(0^\circ) : 1.7 \text{ Nm} / M(90^\circ) : 1.1 \text{ Nm} / M(180^\circ) : 0.56 \text{ Nm}$

Closing spring torque:

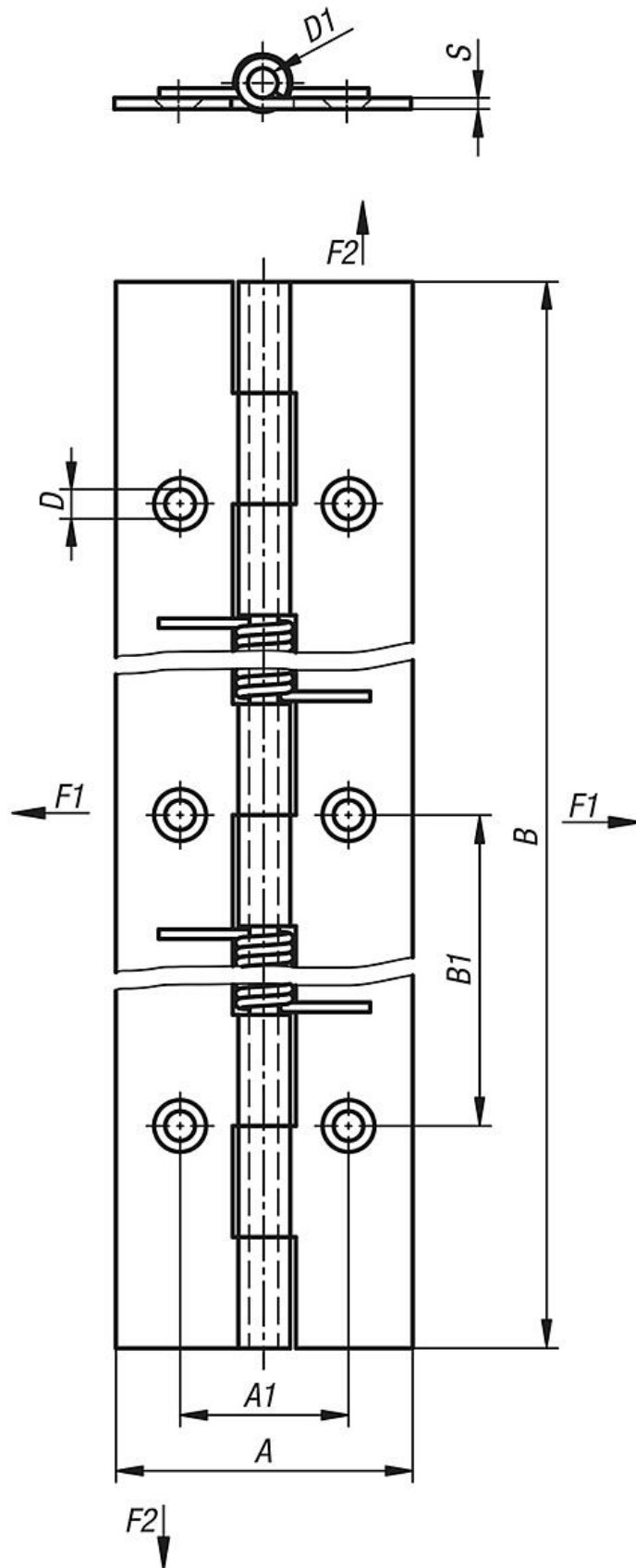
$M(0^\circ) : 0.56 \text{ Nm} / M(90^\circ) : 1.1 \text{ Nm} / M(180^\circ) : 1.7 \text{ Nm}$

Form A: without holes

Form B: with holes

The loading values given for the hinges are non-binding reference values without consideration of safety factors and exclude any liability. The values given are for information purposes only and do not constitute a legally binding assurance of properties.

These load values were determined under laboratory conditions. Each user must determine individually whether the hinge is suitable for the respective application. Different materials onto which the hinges are installed and the type of mounting, weather conditions and wear can influence the determined values.



Overview of items

Order No.	Form	Version 1	Main material	A	A1	B	B1	D	D1	S	F1 N	F2 N
27903-4018000	A	spring open	steel	40	-	180	-	-	4	1,5	4150	10750
27903-4018001	B	spring open	steel	40	22,7	180	60	4	4	1,5	4150	10750
27903-14018000	A	spring open	stainless steel A2	40	-	180	-	-	4	1,5	4150	10750
27903-14018001	B	spring open	stainless steel A2	40	22,7	180	60	4	4	1,5	4150	10750
27903-4018010	A	spring closed	steel	40	-	180	-	-	4	1,5	4150	10750
27903-4018011	B	spring closed	steel	40	22,7	180	60	4	4	1,5	4150	10750
27903-14018010	A	spring closed	stainless steel A2	40	-	180	-	-	4	1,5	4150	10750
27903-14018011	B	spring closed	stainless steel A2	40	22,7	180	60	4	4	1,5	4150	10750