



Item description/product images

**Description****Material:**

Steel. Draw bail in cast steel.

Stainless steel.

Version:

Steel electro zinc-plated and passivated.

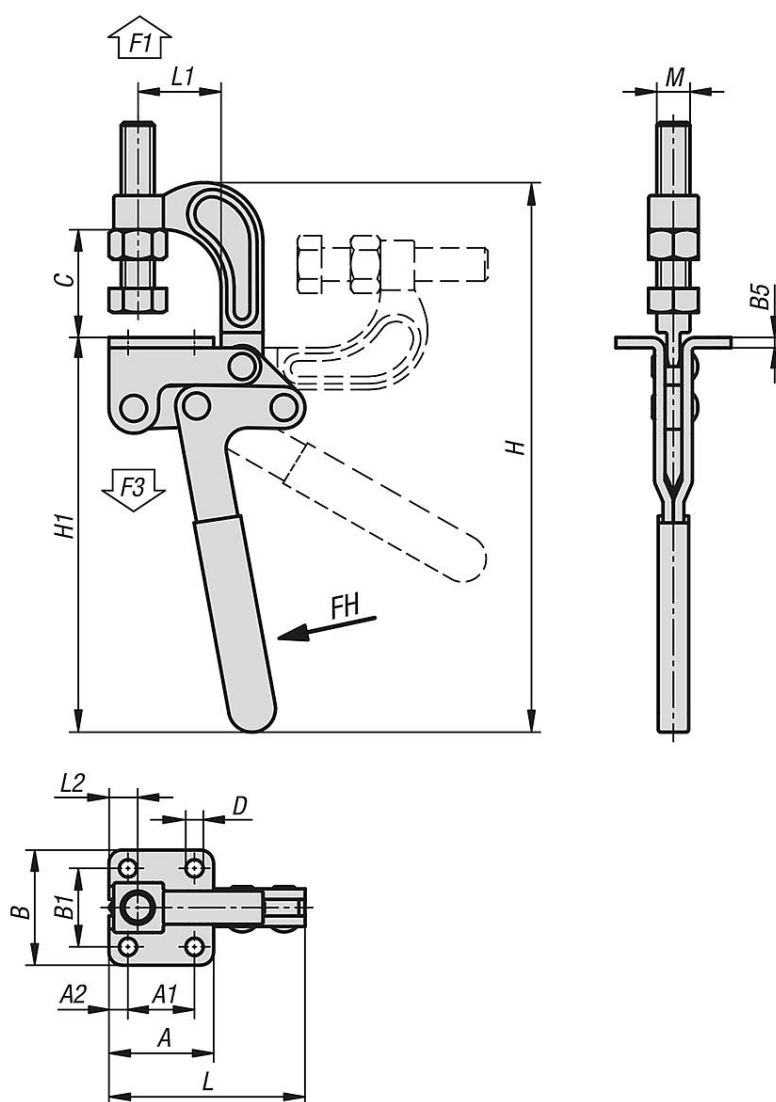
Bright stainless steel.

Plastic grip oil-resistant

Note:

The pivot jaw toggle clamp is ideal for applications in which there is little mounting space at the sides. In this case the clamp plate is secured from below to the work surface.

Drawings



Overview of items

Order No.	Main material	Opening angle of holding arm	Opening angle of handle	Hand force FH N	Retaining force F1 N	Clamping force F3 N
05815-05-03400	steel	90°	50°	250	3400	1100
05815-05-13000	stainless steel	90°	50°	200	3000	1000

Order No.	Main material	A	A1	A2	B	B1	B5	C	D	H	H1	L	L1	L2	M
05815-05-03400	steel	40	25,4	7,3	44	30	4	41,2	6,7	210	153	74,6	31,8	14	1/2-13x2,5
05815-05-13000	stainless steel	40	25,4	7,3	44	30	4	41,2	6,7	210	153	74,6	31,8	14	1/2-13x2,5