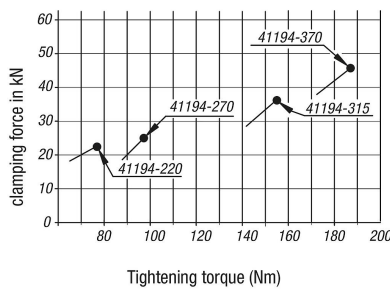



## Item description/product images



## Description

### Product description:

Stationary 3-jaw chucks are especially suitable for centric workpiece holding on drilling and milling machines. The flexible arrangement of the hard and soft jaws enable diverse sizes and shapes of workpieces to be easily held on the outside or inside faces.

### Material:

Steel.

### Version:

Contact faces on base ground.

Jaw plates hardened, ground.

### Note:

Take note of the jaw numbers when mounting.

The chucks are precision ground. The W, X, Y, Z tolerances between the jaws is within 0.05 mm.

The repeat accuracy by centric clamping with hard jaws is within 0.02 mm.

The moveable jaw bases are driven by the internal scroll plate.

The rotation of the pinion transfers the force over the scroll plate to the jaw bases and generates a synchronous movement of the jaws inwards or outwards.

Inadequate lubrication leads to excessive wear and reduction of the clamping force. Please ensure regular lubrication intervals.

### Advantages:

The repeat accuracy by centric clamping is 0.02 mm.

Flat design.

For drilling and milling machines.

The body is precision ground.

Optimum accessibility to the lubrication system.

Wide chuck bore for holding bar material.

Actuated using a hex key. Quick and easy to operation.

Soft jaws can also be attached to the jaw bases.

### Supplied with:

Tightening key.

### Accessory:

41194-15 Steel jaws, soft

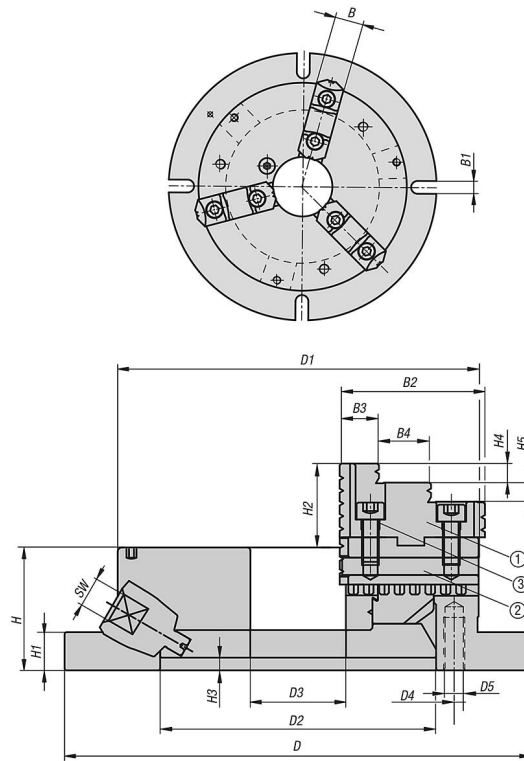
### Drawing reference:

1) Reversible jaw

2) Standard jaws

3) Fastening screws

## Drawings



## Overview of items

### Stationary 3-jaw steel chuck

Order No.	D	D1	D2	D3	D4	D5	B	B1	B2	B3	B4
41194-220	220	170	130	45	147	M10	26	13	68	18,5	24,5
41194-270	270	210	155	60	172	M10	28	13	82	22,7	27,9
41194-315	315	255	190	80	210	M12	32	16	93	24,9	32,5
41194-370	370	305	250	105	285	M12	40	18	118	31,3	40,6

Order No.	H	H1	H2	H3	H4	H5	SW	Outer clamping range	Inner clamping range	Tightening torque max. Nm	Clamping force F (kN)	Accessories
41194-220	58	18	40	6	9	9	10	8-160	48-150	78	21	41194-15-2203
41194-270	65	20	43	6	10	10	11	11-200	62-190	98	25	41194-15-2703
41194-315	73	20	52	6	12	12	12	12-250	72-240	156	36	41194-15-3153
41194-370	80	22	59	5	15	15	14	15-300	86-290	186	44	41194-15-3703