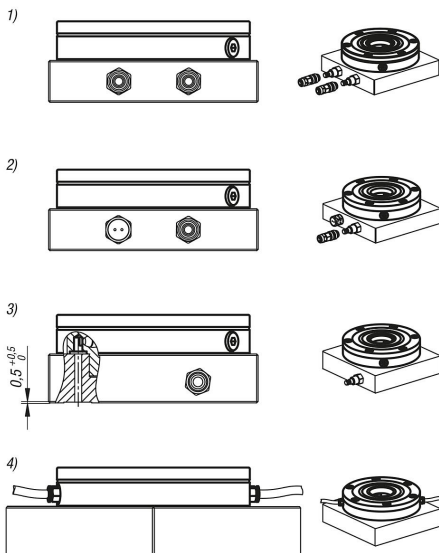


Item description/product images



Description

Material:

Carbon steel.

Version:

Contact faces hardened and ground.

Note:

The UNILOCK clamp modules can be mounted in any position, with or without projection on machine tables or as part of fixtures (plates, cubes, towers etc). The pneumatic control of the clamping modules can be carried out independently or together, thus an individual zero-point clamping system can be fabricated. The modular design allows the number of and distance between the clamp modules to be ideally adjusted to suit the clamping task. The set-up times are significantly reduced and so the running times of the machines are extended.

A very low installation height of the clamping modules is achieved by the compact design of the flat clamping slides.

The high clamping forces are generated by the integrated spring package (the unit is clamped without constant air pressure).

The release process is pneumatic.

Even in the event of a pressure drop or fluctuations in the compressed air supply, the full traction force is maintained.

All clamping modules have a turbo function included as standard. A short air impulse at the "Turbo" air port increases the normal traction force, achieved by the springs, significantly. Consequently, the clamping modules can also be used for heavy-feed machining.

Use of the turbo function for maximum traction force is recommended.

The following clamping forces are possible with the UNILOCK clamping pin in conjunction with M10, M12, M16 fastening screws:

- Clamping force (M10) 35,000 N
- Clamping force (M12) 50,000 N
- Clamping force (M16) 75,000 N

Clamping force with DIN EN ISO 4762 -12.9 cap screws.

Clamping pins may only be clamped in conjunction with a mounted interchangeable unit in the clamping module.

A consistent clamping bolt size for all clamping modules and compatibility with the 5-axis module clamping system 80 guarantees diverse combinations of application possibilities.

The ERGO clamping modules are available with and without rotation lock.

Technical data:

- Traction force with turbo from 18 kN.
- System pressure: 6 bar, lubricated air.
- Repeat accuracy ≤ 0.005 mm.
- Temperature range 5° to 60° C.
- Optional port for blow-out air.

Advantages:

- Compact flat design through flat slides.
- Turbo-function as standard.
- Repeat accuracy ≤ 0.005 mm.
- Positioning via short taper.
- High traction force.
- Setup time optimisation.

Supplied with:

- 1x clamping module.
- 1x O-ring $\varnothing 95 \times 1,5$.
- 2x O-rings $\varnothing 8 \times 2$ for media feed.
- 6x fastening screws.
- 6x cover caps for fastening screws.

Note:

Recommended nominal hose size:

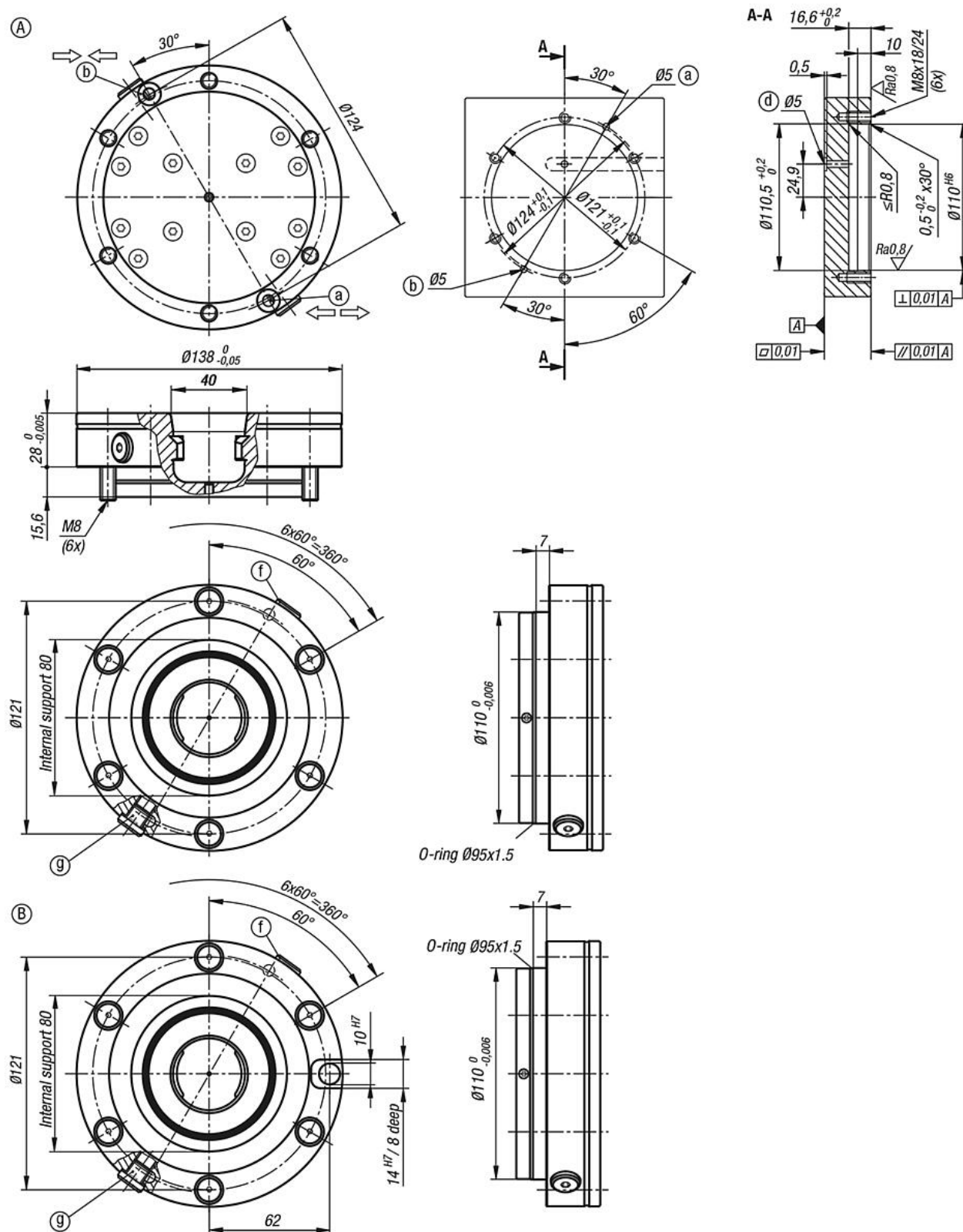
- Up to four clamping modules, hose size 6 mm.
- From five clamping modules, hose size 8 mm.

Drawing reference:

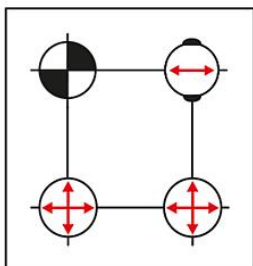
- a) Underside hose-less port (open)
O-ring $\varnothing 8 \times 2$
- b) Underside hose-less port (turbo)
O-ring $\varnothing 8 \times 2$
- c) Centering rim
- d) Vent
- f) Lateral connection G1/8# (actuator open)
- g) Lateral connection G1/8# (turbo)

The connections for the clamping modules are labeled with arrow symbols on the outside diameter.


Drawings




Drawings



 Centring pins = Form A fixes in x and y axis (reference point)

 Adjustment pins = Form B fixes the free axis (bayonet pin)

 Tightening bolts = Form C Pins with undersize
(no centring function, clamping only)

Overview of items

Order No.	Form	Form definition	P=Operating pressure bar	Retraction force with turbo kN	weight kg
42780-138280	A	without rotation lock	6	18	3,57
42780-138281	B	with rotation lock	6	18	3,43