

Item description/product images



Description

Material:

GJL 250 annealed or EN AW-7075

Note:

The length L is cut by saw and is always supplied overlong.

Drawing reference:

machined surfaces:

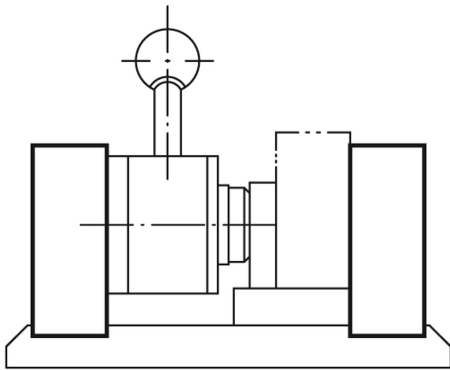
±0.25 mm

tolerances of lengths:

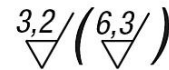
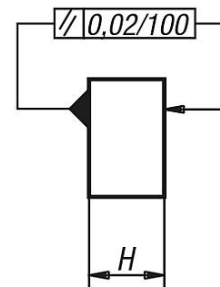
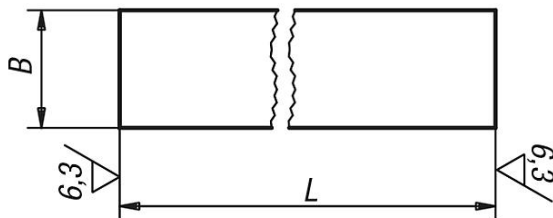
≤200 mm: +1/+5

from 201 mm to 400 mm: +4/+15

> 400 mm: +13/+40



Drawings



Overview of items

Order No. grey cast iron	Order No. aluminium	L = length	B	H
01160-02X	01160-202X	300	32	20
01160-03X	01160-203X	300	40	25
01160-04X	01160-204X	300/600/800	50	32
01160-05X	01160-205X	300/600/800	63	40
01160-06X	01160-206X	300/600/1000	80	50
01160-07X	01160-207X	300/600/1000	100	63
01160-08X	01160-208X	300/600	125	80

